

## CD31 Rabbit mAb (AR1045)

### Key Features

Host Species:	Rabbit
Reactivity:	Human
Applications:	WB,IHC,IF,IP,ELISA
Isotype:	IgG,Kappa
MW:	83kD (Calculated) 130kD (Observed)

### Recommended Dilution Ratios

IHC:	1:200-1000
WB:	1:1000-5000
IF:	1:200-1000
ELISA:	1:5000-20000
IP:	1:50-200

### Storage

-15°C to -25°C/1 year (Do not lower than -25°C)

### Basic Information

Clonality	Monoclonal
-----------	------------

### Immunogen Information

Specificity	Endogenous
-------------	------------

### Target Information

Gene name	PECAM1
Protein Name	Platelet endothelial cell adhesion molecule (PECAM-1) (EndoCAM) (GPIIA') (PECA1) (CD antigen CD31)

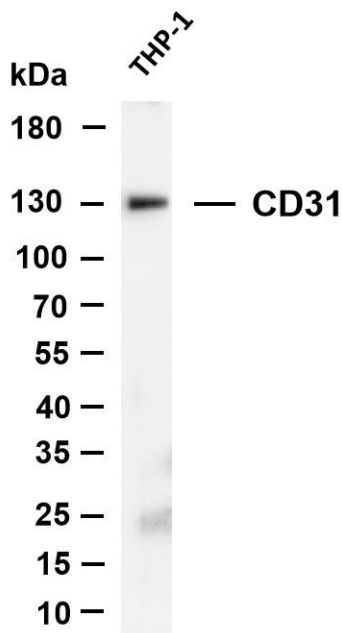
Organism	Gene ID	UniProt ID
Human	5175	P16284

Cellular Localization	Membranous
-----------------------	------------

Tissue specificity	Expressed on platelets and leukocytes and is primarily concentrated at the borders between endothelial cells (PubMed:18388311, PubMed:21464369). Expressed in human umbilical vein endothelial cells (HUVECs) (at protein level) (PubMed:19342684, PubMed:17580308).
--------------------	--

Expressed on neutrophils (at protein level) (PubMed:17580308). Isoform Long predominates in all tissues examined (PubMed:12433657). Isoform Delta12 is detected only in trachea (PubMed:12433657). Isoform Delta14-15 is only detected in lung (PubMed:12433657). Isoform Delta14 is detected in all tissues examined with the strongest expression in heart (PubMed:12433657). Isoform Delta15 is expressed in brain, testis, ovary, cell surface of platelets, human umbilical vein endothelial cells (HUVECs), Jurkat T-cell leukemia, human erythroleukemia (HEL) and U-937 histiocytic lymphoma cell lines (at protein level) (PubMed:12433657, PubMed:18388311).

## Validation Data

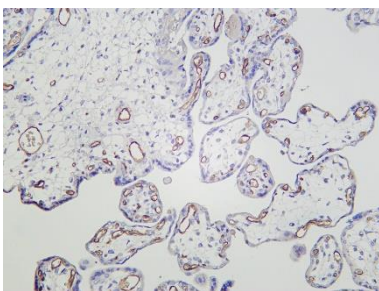


Various whole cell lysates were separated by 4-20% SDS-PAGE, and the membrane was blotted with anti-CD31 antibody. The HRP conjugated Goat anti-Rabbit IgG(H + L) antibody was used to detect the antibody.

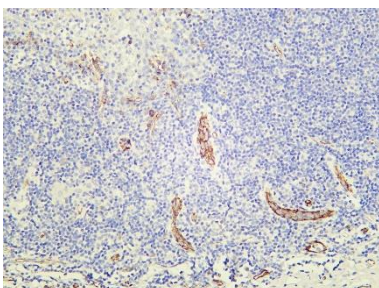
Lane 1: THP-1

Predicted band size: 83kDa

Observed band size: 130kDa



Human placenta was stained with Anti-CD31 rabbit antibody



Human tonsil was stained with Anti-CD31 rabbit antibody